

# Eye, Ear, Nose & Throat Exam

Check normal, circle & describe abnormal

Patient: \_\_\_\_\_  
Date: \_\_\_\_\_ Date of birth: \_\_\_\_\_ M/F

CC & significant history: \_\_\_\_\_

Temp: \_\_\_\_\_, Pulse: \_\_\_\_\_, Resp: \_\_\_\_\_, BP: L: \_\_\_\_/\_\_\_\_, R: \_\_\_\_/\_\_\_\_

## Eye: WNL

Visual acuity: L: \_\_\_\_/\_\_\_\_ R: \_\_\_\_/\_\_\_\_  
 corrected,  uncorrected

### External inspection

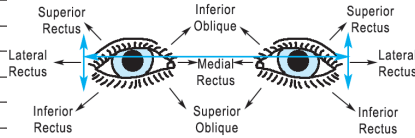
Size, shape symmetry: \_\_\_\_\_  
 Lids, lashes: \_\_\_\_\_  
 Conjunctiva (pallor): \_\_\_\_\_  
 Iris, sclera, cornea: \_\_\_\_\_  
 Palpation: \_\_\_\_\_

### Examination

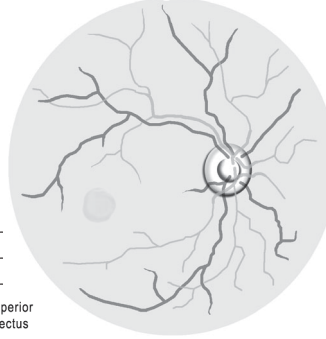
Ocular movements: \_\_\_\_\_  
 Visual fields: \_\_\_\_\_  
 PERRLA: \_\_\_\_\_  
 Corneal reflex: \_\_\_\_\_  
 Cover/uncover test: \_\_\_\_\_

## Ophthalmic exam

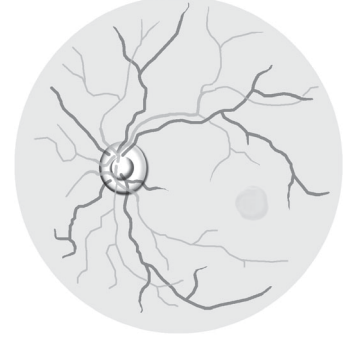
- Red reflex
- Optic cup & disc
  - Disc margins well defined
  - Cup:disc ratio (1:2)
    - bulging  cupping
  - Trace blood vessels
- Macula
- Anterior chamber



Right



Left



## Ear: WNL

Uncorrected,  hearing aid

### External inspection

Size, shape symmetry: \_\_\_\_\_  
 Position & alignment of head: \_\_\_\_\_  
 Skin condition (color, lumps, lesions): \_\_\_\_\_  
 Auricular & tragus movement: \_\_\_\_\_  
 External auditory meatus: \_\_\_\_\_  
 swelling,  redness,  discharge,  cerumen

### Examination

Watch test: L > = < R  
 Weber: =, lateralize L/R  
 Rinne: AC > = < BC  
 Vestibular function: \_\_\_\_\_  
 Swivel chair test: \_\_\_\_\_

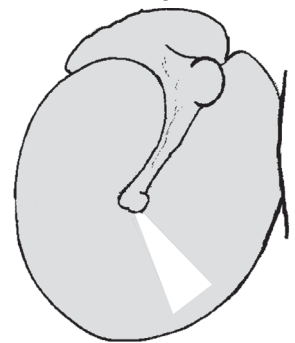
## Otoscopic exam

- Auditory canal
- Tympanic membrane
  - Irritation
  - Scarring
  - Perforation
  - Cone of light
  - Red reflex
- Fluid level: \_\_\_\_\_
- Discharge: \_\_\_\_\_
- Pneumatic otoscopy
  - Brisk movement
  - Slow/absent movement

Left



Right



## Nose: WNL

### External inspection

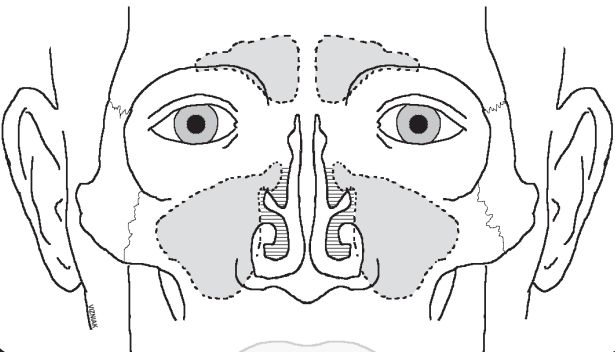
Size, shape symmetry: \_\_\_\_\_  
 Skin condition: \_\_\_\_\_  
 Deviated septum: \_\_\_\_\_  
 Congestion: \_\_\_\_\_

### Rhinoscopic examination

Color: \_\_\_\_\_  
 Discharge: \_\_\_\_\_  
 Ployps: \_\_\_\_\_

### Sinus examination

Percussion: \_\_\_\_\_  
 Transillumination: \_\_\_\_\_



## Throat: WNL

Size, shape symmetry: \_\_\_\_\_

Lips: \_\_\_\_\_  
 Mucosa
 

- Buccal: \_\_\_\_\_
- Labial: \_\_\_\_\_

Teeth: \_\_\_\_\_

Tonsils: \_\_\_\_\_

Pharynx: \_\_\_\_\_

Tongue: \_\_\_\_\_

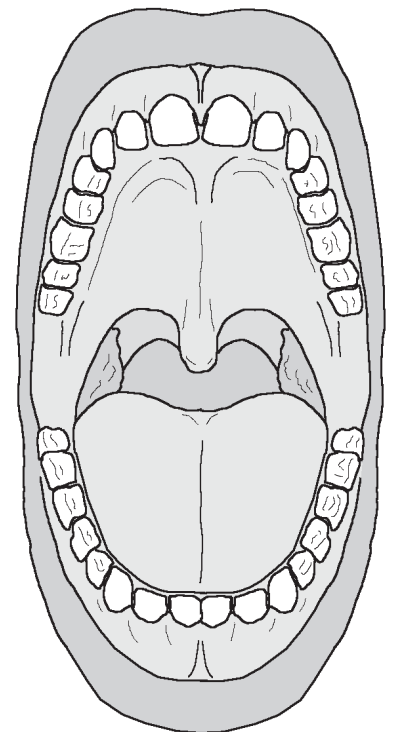
Uvula: \_\_\_\_\_

Hard palate: \_\_\_\_\_

Gingiva: \_\_\_\_\_

Cervical lymph nodes: \_\_\_\_\_

Other: \_\_\_\_\_



Signature: \_\_\_\_\_

Date: \_\_\_\_\_